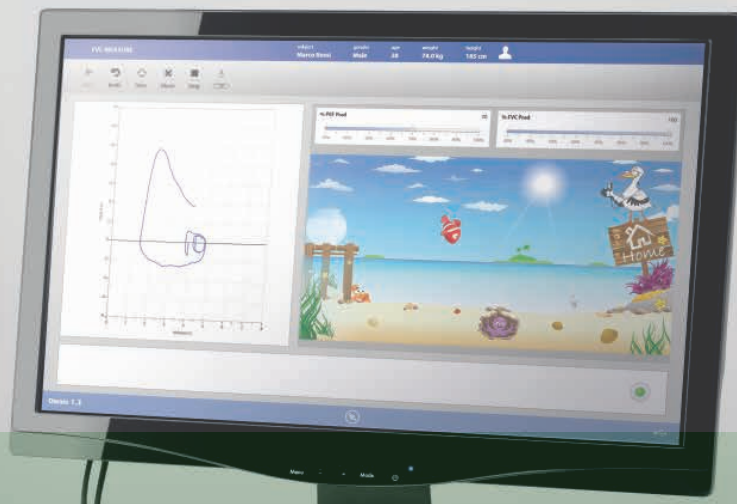


# microQuark

PC-based Spirometer

“Effective, simple  
lung screening in  
any environment”



Directly connected to a USB port  
turns any PC into a spirometer



**COSMED**  
The Metabolic Company

“ Performing spirometry tests in an extremely easy and intuitive way with COSMED microQuark ”

- Full spirometry testing
- Plug-and-play technology
- Validated Digital Turbine Flowmeter
- Pediatric Incentivation
- User-friendly, innovative software interface providing comprehensive graphical and numerical results
- Automatic test interpretation based on latest scientific guidelines
- Full Networking and multi-language environment
- Meet latest ATS/ERS standards



microQuark is the PC-based spirometer from COSMED that, thanks to its compact and lightweight size, represents the perfect solution for performing screening spirometry everywhere and in any conditions.

microQuark can be used with any PC, either desktop or laptop, by simply installing the application software and connecting the USB cable to the USB socket of the computer.

microQuark incorporates the well proven COSMED bidirectional digital turbine technology, which is extremely accurate and reliable in any conditions.

Performing spirometry tests is extremely easy and intuitive with microQuark and OMNIA, the powerful software developed by COSMED, which is included in the standard package.

## Spirometry

COSMED microQuark includes all features and hardware for standard spirometry testing:

- Forced Vital Capacity (FVC) Pre/Post
- Slow Vital Capacity (SVC) Pre/Post
- Maximum Voluntary Ventilation (MVV)
- Broncho Challenge

Guidance tools and quality control feedback are available during testing to help performing the test manoeuvres and achieve optimal results.

Final test results can be printed out in comprehensive custom reports including pictograms and automatic interpretation based on latest scientific international guidelines.



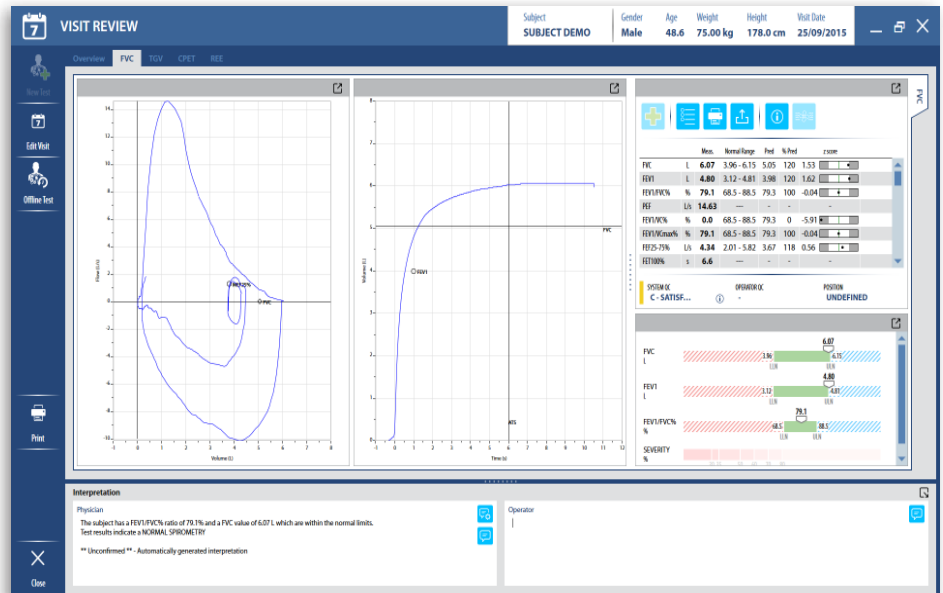
## Powered by OMNIA

OMNIA provides an innovative and user-friendly interface with native touch-screen design. A seamless workflow minimizes time to testing and human errors. Operators navigate and access main testing features with limited learning time.

A comprehensive interpretation tool with a powerful algorithm automatically elaborates results and provides interpretation text strings including numerical results.

Operators can review test results and define graphs, parameters and interpretation tool to be included in the final report.

OMNIA features enhanced networking capabilities including the integration with the Hospital Information System (HIS) and is compatible with the entire COSMED product range, from spirometry to lung function equipment and from metabolic to body composition assessment.



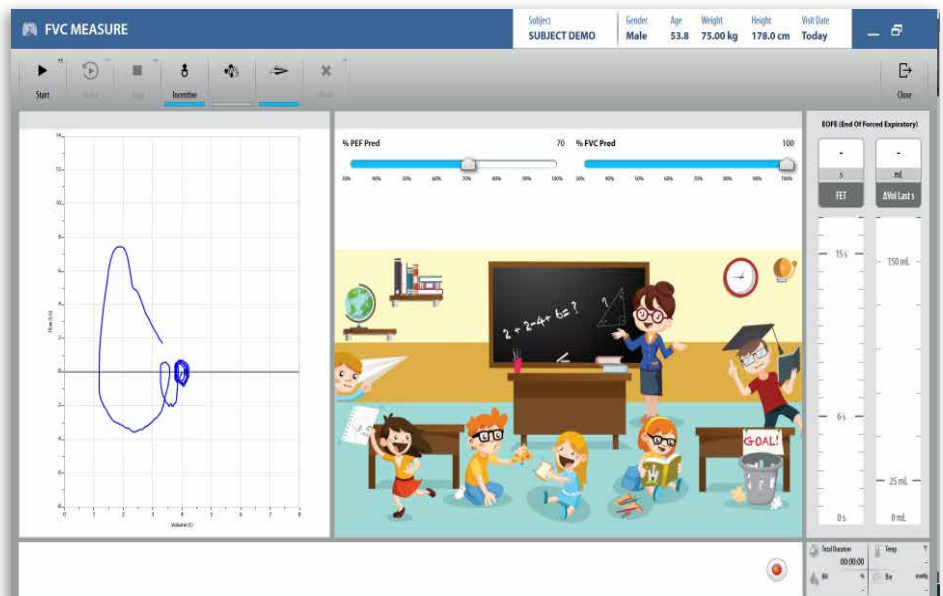
User-friendly and straightforward software interface providing quick access to features and commands.

## Pediatric Incentivation Tool

To improve young patients compliance, OMNIA provides the possibility to perform spirometry test with a selection of innovative pediatric incentivitation graphics with user defined effort grade on both volume and flow.

The incentivitation tool is based on 2 predicted: PEF and FVC.

The effort grade during incentivitation may be adjusted for each patient by means of two bars where the user can set the % predicted PEF and % predicted FVC to be achieved during testing.



Pediatric incentivitation tool for spirometry tests with selectable effort grade (%PEF, %FVC).


## Respiratory Filters

COSMED devices have been designed to minimize the risk of infection due to contaminated components.

The microQuark spirometer can be used with antiviral and antibacterial respiratory filters, an easy way to ensure protection from cross-contamination which keeps both the patient and operator safe without compromising on system performance.

ATS/ERS Statement provides a helpful guide on how to prevent infections, explicitly recommending that: "... barrier filter should be used to protect all equipment in contact with expirates from patients, unless the equipment is sterilized or replaced between patients...".

COSMED strongly recommends the use of respiratory filters to minimize the dispersion of aerosol droplets in the environment produced during forced exhalation and other lung function maneuvers.



Always use high bacterial/viral filtration efficiency patient filters to ensure device protection, avoid cross-contamination and protect patient and healthcare personnel from aerosolized droplets in the environment.



**Headquarters**  
**ITALY**

**COSMED Srl**  
Rome  
+39 06 931-5492  
[info@cosmed.com](mailto:info@cosmed.com)

**GERMANY**

**COSMED Deutschland GmbH**  
Werneck  
+49 (0)8684942900  
[DE@cosmed.com](mailto:DE@cosmed.com)

**FRANCE**

**COSMED France SASU**  
Brignais  
+33 (0)4 478628053  
[FR@cosmed.com](mailto:FR@cosmed.com)

**THE NETHERLANDS**

**COSMED Benelux BV**  
Nieuwegein  
+31 (0) 88 10 50 500  
[BNL@cosmed.com](mailto:BNL@cosmed.com)

**DENMARK**

**COSMED Nordic ApS**  
Odense  
+45 6595 9100  
[DK@cosmed.com](mailto:DK@cosmed.com)

**SWITZERLAND**

**COSMED Switzerland GmbH**  
Fehraltorf  
+41 (0)43 50 869 83  
[CH@cosmed.com](mailto:CH@cosmed.com)

**USA**

**COSMED USA, Inc.**  
Concord, Chicago  
+1 800 4263763 Toll Free  
[USA@cosmed.com](mailto:USA@cosmed.com)

**AUSTRALIA**

**COSMED Asia-Pacific Pty Ltd**  
Artarmon  
+61 449 971 170  
[ANZ@cosmed.com](mailto:ANZ@cosmed.com)

**HONG KONG**

**COSMED HK Ltd**  
Kowloon  
+852 3708 3126  
[HK@cosmed.com](mailto:HK@cosmed.com)

Scientific studies at: [www.cosmed.com/bibliography](http://www.cosmed.com/bibliography)



**COSMED Srl**

Via dei Piani di Monte Savello 37  
Albano Laziale - Rome 00041  
Italy  
+39 (06) 931-5492 Phone  
+39 (06) 931-4580 Fax

[cosmed.com](http://cosmed.com)

**Distributed by**



**To know more**

